











St. James Town

Income Generation Report – October 2024

	# of people	# of hours	Amount Earned
 On call / Casual Staff	4	201	\$ 3,328.20
 Green Ambassador	7	605	\$ 10,017.60
 Newcomer Ambassador	1	5	\$ 80.00
 Flavors From our Neighbours	9	876	\$ 14,504.94
			
			
			
			
TOTAL	21	1,688	\$ 26,310.14

