











St. James Town

Income Generation Report – September 2024

		# of people	# of hours	Amount Earned
	On call / Casual Staff	5	332	\$ 5,494.60
				
	Green Ambassador	7	607	\$ 10,045.85
				
				
	Newcomer Ambassador	2	5	\$ 115.50
				
	Flavours From Our Neighbours	9	751	\$ 12,426.51
	TOTAL	27	1,697	\$ 28,082.46