











St. James Town



Outreach And Community Engagement Report

Outreach	Event	People Engaged	Engagement
 Events	16 Events	270 Participants -- Volunteers	-- Partners Organizations/
 Program and Intake Outreach	Phone outreach	150 Residents Engaged	40 registered for vaccine clinic
 Population Specific Outreach			
 Resident Led Projects	1 Community Project	1 Community Project Leader	---
 Volunteer Led Programs	1 Program	1 Volunteer	8 Participants
 Volunteer Fixers	--	7 Fixers	95 Hours
 Skill Building	3 Skill Building Activities	21 Participants	5 Hours of Instruction (5 *1)
 Volunteers	---	17 Volunteers	94 Hours
 Ambassadors	---	5 Ambassadors	358 Hours / Vaccine Clinic,
 Residents in Governance Tables	---	1 Resident	Food Security working group