











St. James Town

Income Generation Report – Nov 2022

The Corner and the St. James Town Service Providers' Network have generated income opportunities for residents through initiatives with The Corner@240, the Catering Collective and the Ambassador Program.

		# of people	# of hours	Amount Earned
	On call / Casual Staff	8	562	\$ 8,427.50
		-		
	Green Ambassador	4	367	\$ 5,498
	Wellness Clinic Ambassador	9	263	\$ 3,945
	Newcomer Health Ambassadors	9	275	\$ 4,120
	Communications Consultant	1	40	\$ 600
	2SLGBTQ Ambassadors	11	367	\$ 8,295
	Flavours From Our Neighbours	8	179	\$ 2,687.14
	TOTAL	50	2,198	\$ 32,972.64