











St. James Town

Income Generation Report – March 2023

The Corner and the St. James Town Service Providers’ Network have generated income opportunities for residents through initiatives with The Corner@240, the Catering Collective and the Ambassador Program.

		# of people	# of hours		Amount Earned
	On call / Casual Staff	5	194	\$	2,913.50
		-			
	Green Ambassador	6	314	\$	4,723
	Wellness Clinic Ambassador	19	934	\$	14,015
	Newcomer Health Ambassadors				
	Communications Consultant	-	-	\$	-
	2SLGBTQ Ambassadors	5	166	\$	2,500
	Flavours From Our Neighbours	6	137	\$	2059.56
	TOTAL	39	2020	\$	30,313.06