









St. James Town

Income Generation Report – JAN 2023

The Corner and the St. James Town Service Providers' Network have generated income opportunities for residents through initiatives with The Corner@240, the Catering Collective and the Ambassador Program.

		# of people	# of hours	Amount Earned
	On call / Casual Staff	7	302	\$ 4,533.75
		-		
	Green Ambassador	4	374	\$ 5,606.50
	Wellness Clinic Ambassador	8	394	\$ 5,910
	Newcomer Health Ambassadors	8	508	\$ 7,620
	Communications Consultant	2	72	\$ 1080
	2SLGBTQ Ambassadors	10	367	\$ 9,135
	Flavours From Our Neighbours	5	43	\$ 649.64
TOTAL		44	2,302	\$ 34,434.89