











St. James Town

Income Generation Report – February 2023

The Corner and the St. James Town Service Providers' Network have generated income opportunities for residents through initiatives with The Corner@240, the Catering Collective and the Ambassador Program.

		# of people	# of hours	Amount Earned
	On call / Casual Staff	4	182	\$ 2,735.25
		-		
	Green Ambassador	5	385	\$ 5,777
	Wellness Clinic Ambassador	9	628	\$ 9,745
	Newcomer Health Ambassadors	8	518	\$ 8,030
	Communications Consultant	-	-	\$ -
	2SLGBTQ Ambassadors	5	166	\$ 2,500
	Flavours From Our Neighbours	3	27	\$ 405.84
	TOTAL	34	1,908	\$ 28,787.25