










May 2022

St. James Town



Outreach And Community Engagement Report

| Outreach | Event | People Engaged | Engagement |
|--|------------------------------------|---|--------------------------------|
|  Events | 40 Events | 505 Participants 11 Intake | -- |
|  Program and Intake Outreach | over Phone | 205 Residents Engaged | referred to various services |
|  Population Specific Outreach | No population specific outreach | | |
|  Community Consulting | Spring Gathering | 4 groups | 62 Residents |
|  Volunteer Led Programs | 5 Program | 6 Volunteer | 68 Participants |
|  Volunteer Fixers | | 7 Fixers | 78 Hours |
|  Skill Building | 3 Skill Building Activities | 26 Participants | 10 Hours of Instruction |
|  Volunteers | — | 14 Volunteers | 156:45 Hours |
|  Ambassadors | — | 23 Ambassadors | 837 Hours |
|  Residents in Governance Tables | — | 0 Residents | |